

Mane Show Horse Agility Course February 2025

Here is your course diagram for this month and instructions on how to complete it.

Build the course as close to the plan as you can, following the instructions. Follow any arrows as you complete the course. They are important! Use only a headcollar/halter on your horse and a long lead rope. (fly rugs, protective boots etc are allowed) You may use treats and clickers but **NOT WHIPS OR STICKS OF ANY KIND**.

Complete the course at walk keeping a loose lead rope between you and the horse, tight leadropes that pull or jerk on the horse will lose marks. Complete the course in number order following the arrows and instructions shown in each box.

You must not stop or circle **BETWEEN** obstacles or you will lose marks from the next obstacle's score.

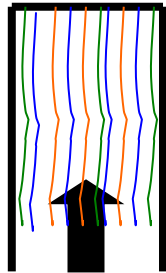
Scoring:

Obstacles are each marked out of 10. 5 marks for completing the obstacle, 5 marks for good horsemanship.


The course must be videoed without a break in the filming with the horse and the handler being in shot the whole time. Do

make sure that the obstacle is clearly in view when being negotiated or you will lose marks. **GOOD LUCK!**

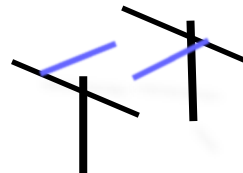
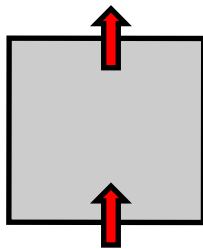
3. Curtain. Walk horse through curtain with no wait or stops. Handler can be anywhere.



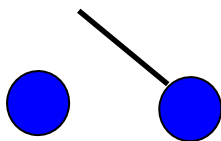
4. Hula Hoop. Horse to step into hula hoop with their **left (near side) front foot ONLY** and halt for a count of three before leaving the hoop. Touches of the hoop with hooves will lose marks. Handler is not to touch leg or hoof.



2. Tarpaulin. Walk horse across the tarpaulin following arrows. Handler is at horse's right shoulder.



5. Noodle walk. With two noodles only, ask horse to wait, handler passes through noodles then asks horse to join him. See Handbook for construction help. Make sure noodles are at horse's chest height.



1. Gate. Create a gate (it may open in either direction). You may use an existing gate or make one by using two poles and a piece of tape or rope. Open the gate and pass through with horse safely at walk. Close the gate

START